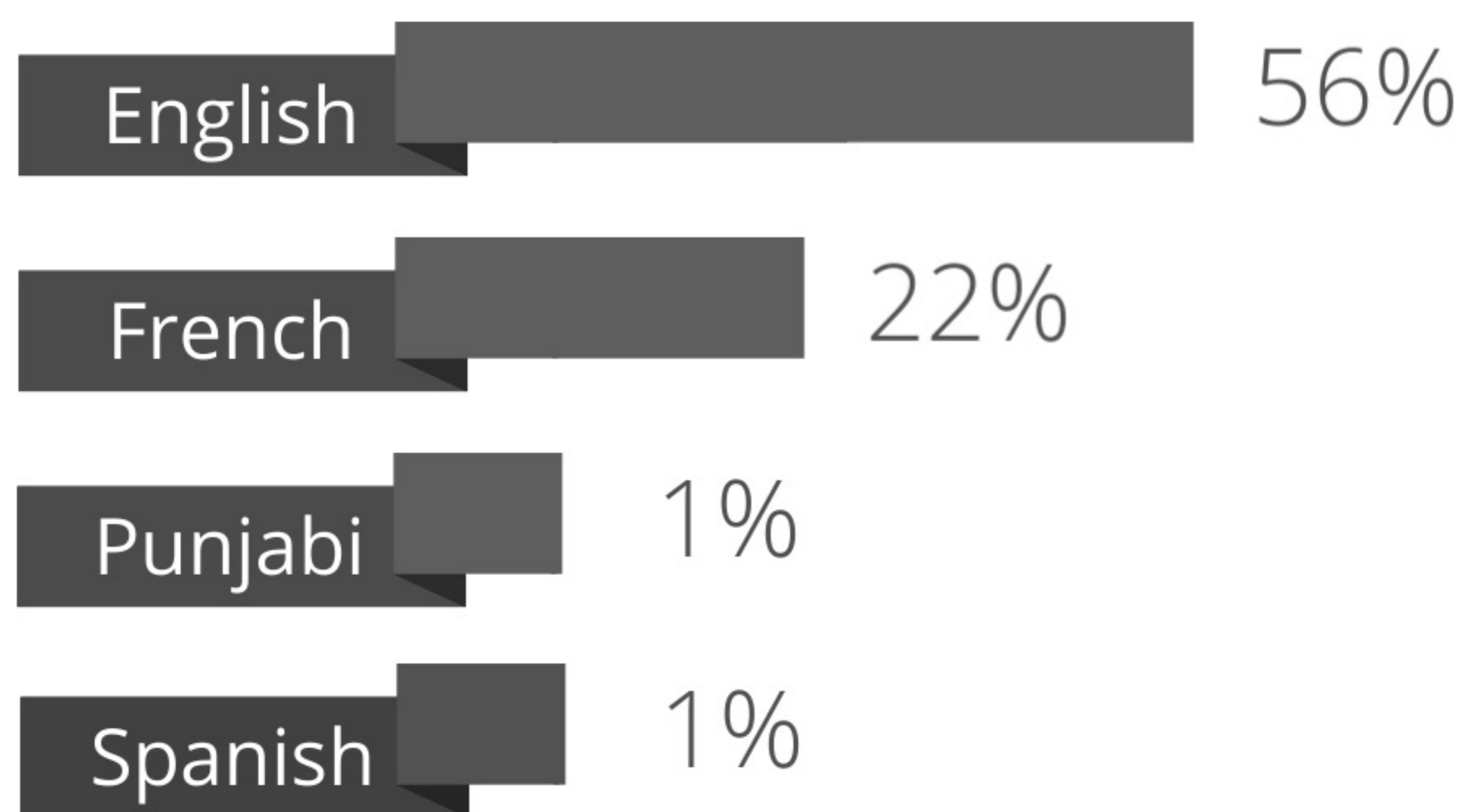


Canada



Commonly Spoken Languages

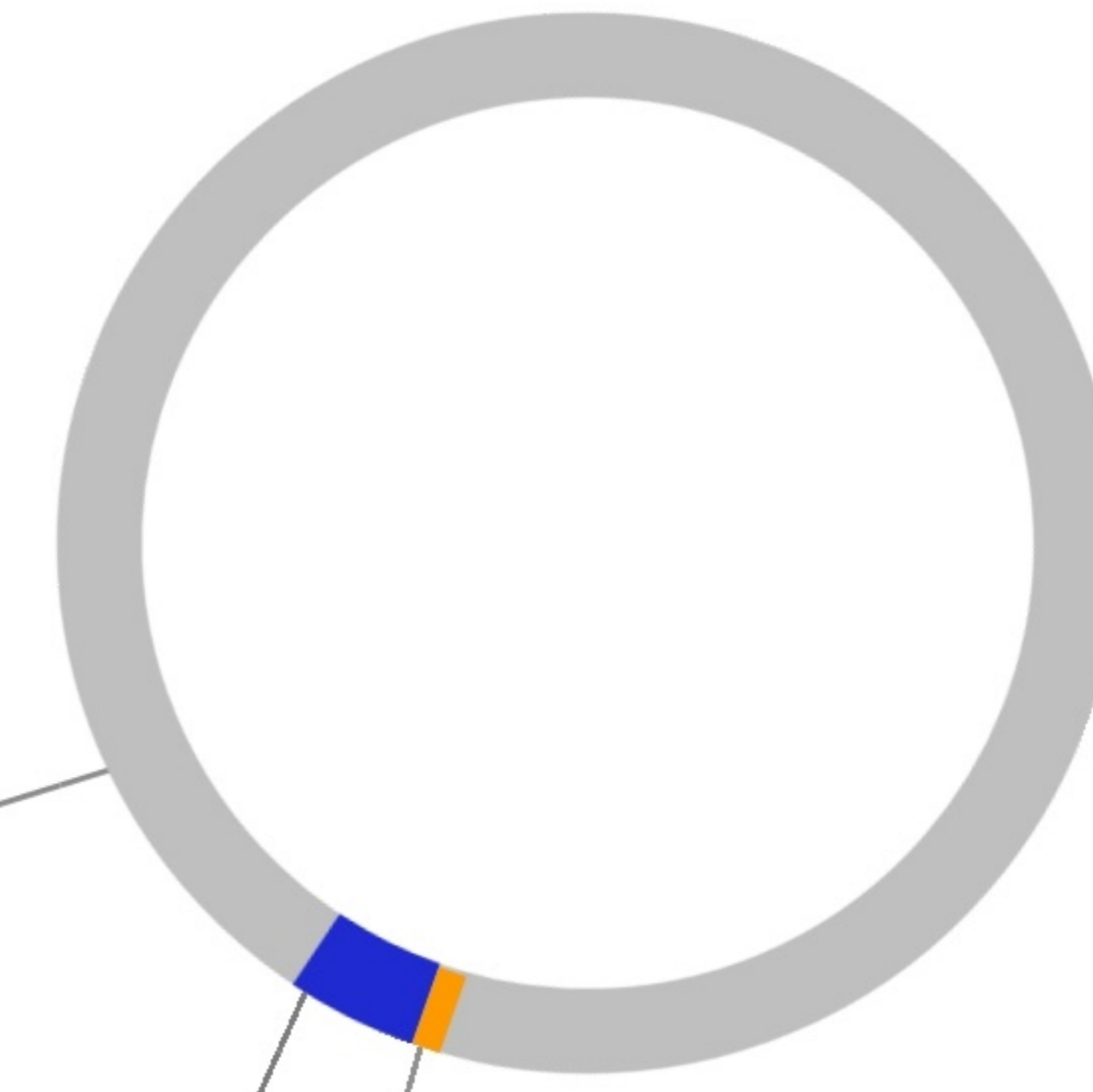
DEMOGRAPHIC INFORMATION

9,984,670

Area (sq km)

35,151,738

Population



28.1

Mean Maternal Age

4.1%

Children 5 Years or Younger

1.7%

Children with Disabilities

| | |
|----------|-------|
| Canadian | 32.3% |
| English | 18.3% |
| Scottish | 13.9% |
| French | 13.6% |
| Irish | 13.4% |
| German | 9.6% |
| Chinese | 5.1% |

Ethnic Groups

878

Professional Music Therapists


N/A

Work With Young Children



Esther Thane, BMT, MTA, AVPT

ET Music Therapy



\$35-115

Individual

\$35-115

Group

\$35-115

Assessment

Average Rates (USD)

MUSIC THERAPY



Early Childhood Work Settings

- Community Grants
- Facility Budgets
- Government Funds
- Private Pay

Funding Sources

Canadian Association of Music Therapists. (2020). <https://www.musictherapy.ca/>

Central Intelligence Agency. (2019). *The world factbook: Canada*. <https://www.cia.gov/library/publications/resources/the-world-factbook/geos/ca.html>

Statistics Canada. (2019, July 11). *Census families of children by age of children and children by age groups*. <https://doi.org/10.25318/3910004101-eng>

Statistics Canada. (2017, November 29). *Census profile, 2016 census*. <https://www12.statcan.gc.ca/census-recensement/2016/ref/dict/98-301-x2016001-eng.pdf>

Statistics Canada. (2008, February 7). *Profile of disability for children*. <https://www150.statcan.gc.ca/n1/pub/89-628-x/2007002/4125020-eng.htm>